



adinnovent



Digital
Signage

The story behind **adinnovent** :

By 25 years of operation in the field of Shopping Center Development with one of the biggest electronic retailers, my decision was made to fill the gap of a growing demand for innovative and taylormade advertising solutions, using the latest technology.

Sourcing directly from the high end developers and manufacturers always assures the best and newest technology and a wide range of solutions for your particular project.

Thus I am in the position to offer the most affordable pricing for an overall solution. I can assign the most fitting manufacturer for your requirements and needs.

BEST PRICE AND TAYLORMADE

Weave a unity between your stationary and your online business also in the reception of the customers on site. Make the seamless customer experience to become reality. Let's create a taylormade appearance for your business.

Yours
Xaver Schuderer

introduction

page 01

***impressions and
innovations***

page 05

items : specifications

page 25

WHAT DO WE DO?



LED + LCD

- VIDEO SCREENS
- DISPLAYS
- WALLS
- ANY SIZE, KIND, FORM AND USE
- INDOOR - OUTDOOR



COMPANY PROFILE



FOR WHO ?

- RETAILERS
- REAL ESTATE DEVELOPERS
- SHOPPING CENTER MANagements
- SHOPPING CENTER FUNDERS
- ALL KINDS OF BUILDING UPGRADES
- ALL KINDS OF REPRESENTATION
EVENTS AND SHOWS
- LEASING COMPANIES

▶ WHAT MAKES US UNIQUE ?

- CUSTOMIZED IMPORT
- UNRIVALED COST EFFICIENCY
- LEAN MANAGEMENT
- REGULAR + DIRECT CONTACT WITH FACTORIES AND LOCAL DEVELOPERS
- STRONG PARTNERS
- DIRECT IMPORT INTO EUROPE



COMPANY PROFILE **innevent**



05 / 78

▶ WHAT DOES „CUSTOMIZED“ MEAN HERE?

- PRODUCT THAT MATCHES YOUR NEED
- INDOOR - OUTDOOR
- FLEXIBLE VIEWING DISTANCE
- TRANSPARENT: EITHER - OR
- PORTABLE - STATIONARY
- MAINTAINANCE AS SIMPLE AS POSSIBLE
- BEST PROJECT PRICE





SAMPLE

IMPRESSIVE PRESENCE

ad **innovent**
● ● ● 07 / 78



SAMPLE

ad **innovent**
● ● ● 08 / 78

BIG SCALE PRESENCE



INTEGRATIVE EXPERIENCE

ad **innovent**
● ● ● 09 / 78

行李查詢
Baggage Inquiries

大件行李運送
Oversize Baggage Care

Lip
Lover



登機口
↑ 63-78
↑ 39-50B
← 61-62B
← 27-38

登機口 A8
Gates

出口
Exit

SAMPLE



SAMPLE

IMPRESSIVE PRESENTATION



FASHION
THE DEMEANOR
OF THE KING


SAMPLE



SAMPLE

VAST DIVERSITY IN LCD

ad innovent
● ● ● 13 / 78



SAMPLE



SAMPLE

EXTENDED POSSIBILITIES

ad innovent
● ● ● 15 / 78



SAMPLE



LINDETAL CENTER, NEUBRANDENBURG, GERMANY

REFERENCES



COMPANY GUTTENBERGER
FREYSTADT, GERMANY





LEOBEN, AUSTRIA

REFERENCES INDOOR TOUCH SCREENS




LEOBEN, AUSTRIA

ad^{innovent}
● ● ●
20 / 78

REFERENCES
INDOOR LED SCREEN



SAMPLE



SAMPLE

CHANGING FACADES



SAMPLE

adinnovent
● ● ● 22 / 78

ARCHITECTURE



ARCHITECTURE



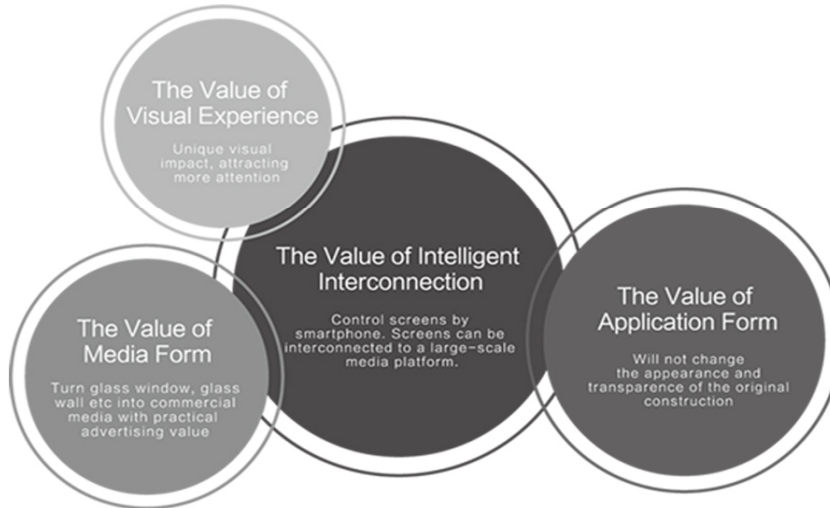
SAMPLE

Transparent Series



TRANSPARENT SERIES

CHARACTERISTICS



High transparency:
>85% transparency – highest in the industry



Wider view angle and Very reliable quality:
160° view angle. SMD on surface of bar, side emitting.




High refresh rate:
3840Hz refresh rate. No flickering when using camera taking pictures or videos on screen.



High brightness and Energy saving:
5500cd/m² – still clearly visible under strong light. Very low power consumption VS traditional screen, save 50% energy.

Jade Screen Series



JADE SCREEN SERIES

CHARACTERISTICS

The Value of Visual Experience

Unique visual impact, attracting more attention

The Value of Intelligent Interconnection

Control screens by smartphone. Screens can be interconnected to a large-scale media platform.

The Value of Media Form

Turn glass window, glass wall etc into commercial media with practical advertising value

The Value of Application Form

Will not change the appearance and transparency of the original construction

	J53SR001	J57SP001	J510SR001	J515SR001
Pixel Pitch(mm)	3.9x7.8	7.8x7.8	10.4x10.4	15.6x15.6
Pixel Density(dot/inch)	32768	16384	9216	4096
Module Display Size(mm)	500x375/1000x500	500x375/1000x500	500x375/1000x500	1000x500
Module Resolution(dot)	129x48/259x64	64x48/128x64	48x36/96x48	64x32
LED Type	SMD 3 in 1	SMD 3 in 1	SMD 3 in 1	SMD 3 in 1
Brightness(cd/m ²)	5500	5500	5000	5000
Transparency	85%	85%	87%	89%
Viewing Angle	160°	160°	160°	160°
Grey Level	14bits	14bits	14bits	14bits
Scan Mode	1/4	1/2	1/3	Static
Refresh Rate(Hz)	3840	3840	3840	3840
Frame Frequency	60	60	60	60
Avg Power Consumption	200	200	200	200
Max Power Consumption	900	900	900	900
Maintenance	Back	Back	Back	Back
IP	IP42	IP42	IP42	IP42
Working Temp.	-30~70°C	-30~70°C	-30~70°C	-30~70°C
Weight(g/m ²)	15	15	15	12.5



High transparency:
 >85% transparency – highest in the industry



High refresh rate:
 3840Hz refresh rate. No flickering when using camera taking pictures or videos on screen.



Wider view angle and Very reliable quality:
 160° view angle. SMD on surface of bar, side emitting.



High brightness and Energy saving:
 5500cd/m² – still clearly visible under strong light. Very low power consumption VS traditional screen, save 50% energy.

Ice Screen Series



ICE SCREEN SERIES

CHARACTERISTICS

The Value of Visual Experience

Unique visual impact, attracting more attention

The Value of Intelligent Interconnection

Control screens by smartphone. Screens can be interconnected to a large-scale media platform.

The Value of Media Form

Turn glass window, glass wall etc into commercial media with practical advertising value

The Value of Application Form

Will not change the appearance and transparency of the original construction

	IS3SP001HB	IS7SP001HB	IS10SP001HB	IS15SP001HB	IS20SP001HB
Pixel Pitch(mm)	3.9x7.8	7.8x7.8	10.4x10.4	15.6x15.6	20.8x20.8
Pixel Density(pixel/mm ²)	32768	16384	9216	4096	2304
Module Display Size(mm)	1000x500	1000x500	1000x500	1000x500	1000x500
Module Resolution(pixel)	256x64	128x64	96x48	64x32	48x24
LED Type	SMD 3 in 1	SMD 3 in 1	SMD 3 in 1	SMD 3 in 1	SMD 3 in 1
Brightness(cd/m ²)	1200	4000	4000	4000	3200
Transparency	85%	85%	85%	89%	92%
Viewing Angle	160°	160°	160°	160°	160°
Grey Level	14bits	14bits	14bits	14bits	14bits
Scan Mode	1/4	1/2	1/3	Static	Static
Refresh Rate(Hz)	3840	3840	3840	3840	3840
Frame Frequency	60	60	60	60	60
Avg.Power Consumption	120	200	200	200	150
Max.Power Consumption	400	700	700	700	700
Maintenance	Back	Back	Back	Back	Back
IP	IP42	IP42	IP42	IP42	IP42
Working Temp.	-30~70°C	-30~70°C	-30~70°C	-30~70°C	-30~70°C
Weight(kg/m ²)	17	17	17	16	15



High transparency:
 >85% transparency – highest in the industry



High refresh rate:
 3840Hz refresh rate. No flickering when using camera taking pictures or videos on screen.



Wider view angle and Very reliable quality:
 160° viewing angle. SMD on surface of bar, side emitting.



High brightness and Energy saving:
 5500cd/m² – still clearly visible under strong light. Very low power consumption VS traditional screen, save 50% energy.

Poster Screen Series



POSTER SCREEN SERIES

CHARACTERISTICS

The Value of Visual Experience

Unique visual impact, attracting more attention

The Value of Intelligent Interconnection

Control screens by smartphone. Screens can be interconnected to a large-scale media platform.

The Value of Media Form

Turn glass window, glass wall etc into commercial media with practical advertising value

The Value of Application Form

Will not change the appearance and transparency of the original construction

	PS3P001	PS3P002	PS3P003	PS3P004	PS3P005
Pixel Pitch(mm)	3.9x7.8	2.87x5.74	3.9x7.8	3.9x7.8	3.9x7.8
Pixel Density(dpi)	32768	59971	32768	32768	32768
Screen Display Size(mm)	1000x500	700x1000	500x750	700x1000	2000x1125
Screen Resolution(dot)	256x128	244x122	129x96	178x128	512x344
LED Type	SMD 3 in 1	SMD 3 in 1	SMD 3 in 1	SMD 3 in 1	SMD 3 in 1
Brightness(cd/m²)	5500	5500	5500	5500	5500
Transparency	85%	82%	85%	85%	85%
Viewing Angle	160°	160°	160°	160°	160°
Dot Level	148ts	148ts	148ts	148ts	148ts
Scan Mode	1/4	1/6	1/4	1/4	1/4
Refresh Rate(Hz)	3840	3840	3840	3840	3840
Frame Frequency	60	60	60	60	60
Avg Power Consumption	200	300	200	300	200
Max Power Consumption	900	1000	900	1000	900
Maintenance	Back	Back	Back	Back	Back
IP	IP42	IP42	IP42	IP42	IP42
Working Temp.	-30~70°C	-30~70°C	-30~70°C	-30~70°C	-30~70°C
Weight(kg/pcs)	69	30	11.6	25	50



High transparency:
 >85% transparency - highest in the industry



High refresh rate:
 3840Hz refresh rate. No flickering when using camera taking pictures or videos on screen.



Wider view angle and Very reliable quality:
 160° view angle, SMD on surface of bar, side emitting.



High brightness and Energy saving:
 5500cd/m² - still clearly visible under strong light. Very low power consumption VS traditional screen, save 50% energy.

HQ Series

Indoor light and thin all-front maintenance
fine pitch LED products

Commercial LED
Display



- > Ultra-light and ultra-thin with 42mm thickness and 7kg weight
- > 16:9 golden ratio to play high-definition 2K/4K/8K
- > Intelligent adjustment of brightness to fit environment
- > Installed from front against the wall
- > Electromagnetic compatibility designed with low radiation to match EMC class A/TUV-CE/ETL/FCC certificate criterion



INDOOR SCREEN

SPECIFICATIONS

Parameters	H121Q	H151Q
Pixel Pitch (mm)	1.25 mm (SMD 1010)	1.56 mm (SMD 1010)
Pixel Matrix per Panel (dots)	480 x 270 dots	384 x 216 dots
Pixel Density (dots/m ²)	640,000 dots/m ²	409,600 dots/m ²
Panel Dimension(W×H×D) / (mm)	600 x 337.5 x 42 mm (23.6"×13.3"×1.6")	600 x 337.5 x 42 mm (23.6"×13.3"×1.6")
Panel Material	Die-casting Aluminum	Die-casting Aluminum
Panel Weight (kg/panel)	7 kg/panel (15.4 lb/panel)	7 kg/panel (15.4 lb/panel)
Color Depth (Bit)	14 bit	14 bit
Refresh Rate (Hz)	≥3840 Hz	≥2880 Hz
Driver Method / scan	Scan 1/27	Scan 1/27
Brightness (nits)	600 ~ 800 nits, adjustable	600 ~ 800 nits, adjustable
Viewing Angle (H°/V°)	H160° / V160°	H160° / V160°
AC Power Input (V)	AC110V ~ 220V ±10%	AC110V ~ 220V ±10%
AC Power Frequency (Hz)	50 ~ 60 Hz	50 ~ 60 Hz
Max. / Avg. Power (W/m ²)	700 W/m ² / 230 W/m ²	640 W/m ² / 210 W/m ²
Operating Temperature (°C)	-0°C ~ 40°C	-0°C ~ 40°C
Storage/Operating Humidity (RH)	10% ~ 90%RH	10% ~ 90%RH
IP Rating (IP)	IP30 / IP20	IP30 / IP20
Lifetime Typical Value (Hrs)	100,000 Hrs	100,000 Hrs
Installation Type	Wall Hanging / Landing / Front service	Wall Hanging / Landing / Front service

H Series

Cost-effective and fine pitch
LED products

Commercial LED
Display



- > Seamless and unlimited splicing without frame
- > Magnetic module, front&rear maintenance design
- > Floor landing protection design
- > No need tool to remove control box at cabinet back
- > Metal conduction for better cooling, no-fan design for silent running



INDOOR SCREEN

ad innovent
● ● ● 35 / 78


SPECIFICATIONS

Parameters	H161	H181E	H191E
Pixel Pitch (mm)	1.667 mm (SMD 1010)	1.875 mm (SMD 1515)	1.935 mm (SMD 1515)
Pixel Matrix per Panel (dots)	288 x 288 dots	256 x 256 dots	248 x 248 dots
Pixel Density (dots/m ²)	360,000 dots/m ²	284,444 dots/m ²	266,944 dots/m ²
Panel Dimension(WxHxD) / (mm)	480 x 480 x 67 mm { 18.9"×18.9"×2.6" }	480 x 480 x 67 mm { 18.9"×18.9"×2.6" }	480 x 480 x 67 mm { 18.9"×18.9"×2.6" }
Panel Material	Die-casting Aluminum	Die-casting Aluminum	Die-casting Aluminum
Panel Weight (kg/panel)	6.3 kg/panel (14 lb/panel)	6.3 kg/panel (14 lb/panel)	6.3 kg/panel (14 lb/panel)
Color Depth (Bit)	14 bit	14 bit	14 bit
Refresh Rate (Hz)	≥2880 Hz	≥2880 Hz	≥2880 Hz
Driver Method / scan	Scan 1/24	Scan 1/32	Scan 1/31
Brightness (nits)	600 ~ 800 nits, adjustable	600 ~ 800 nits, adjustable	600 ~ 800 nits, adjustable
Viewing Angle (H'/V°)	H160° / V160°	H160° / V160°	H160° / V160°
AC Power Input (V)	AC110V~ 220V ±10%	AC110V~ 220V ±10%	AC110V~ 220V ±10%
AC Power Frequency (Hz)	50 ~ 60 Hz	50 ~ 60 Hz	50 ~ 60 Hz
Max. / Avg. Power (W/m ²)	660 W/m ² / 230 W/m ²	565 W/m ² / 200 W/m ²	580 W/m ² / 180 W/m ²
Operating Temperature (°C)	- 0°C ~ 40°C	- 0°C ~ 40°C	- 0°C ~ 40°C
Storage/Operating Humidity (RH)	10% ~ 90%RH	10% ~ 90%RH	10% ~ 90%RH
IP Rating (IP)	IP40 / IP30	IP40 / IP30	IP40 / IP30
Lifetime Typical Value (Hrs)	100,000 Hrs	100,000 Hrs	100,000 Hrs
Installation Type	Fix / Front & Rear service	Fix / Front & Rear service	Fix / Front & Rear service

HS Series

Indoor high-end and fine pitch
LED products

Commercial LED
Display



- > Wireless connectors to transmit power and signal
- > 16:9 golden ratio, supporting pixel-to-pixel play like FHD/2K/4K
- > Dual power&data backup for stable and reliable running
- > Magnetic module, front&rear maintenance design
- > Electromagnetic compatibility designed with low radiation to match EMC class A/TUV-CE/ETL/FCC certificate criterion



INDOOR SCREEN

SPECIFICATIONS

Parameters	H121S	H151S
Pixel Pitch (mm)	1.25 mm (SMD 1010)	1.56 mm (SMD 1010)
Pixel Matrix per Panel (dots)	480 x 270 dots	384 x 216 dots
Pixel Density (dots/m ²)	640,000 dots/m ²	409,600 dots/m ²
Panel Dimension(W×H×D) / (mm)	600 x 337.5 x 85 mm (23.6"×13.3"×3.3")	600 x 337.5 x 85 mm (23.6"×13.3"×3.3")
Panel Material	Die-casting Aluminum	Die-casting Aluminum
Panel Weight (kg/panel)	10 kg/panel (22 lb/panel)	9.8 kg/panel (21.6 lb/panel)
Color Depth (Bit)	14 bit	14 bit
Refresh Rate (Hz)	≥3840 Hz	≥2880 Hz
Driver Method / scan	Scan 1/27	Scan 1/27
Brightness (nits)	600 ~ 800 nits, adjustable	600 ~ 800 nits, adjustable
Viewing Angle (H° / V°)	H160° / V160°	H160° / V160°
AC Power Input (V)	AC110V ~ 220V ±10%	AC110V ~ 220V ±10%
AC Power Frequency (Hz)	50 ~ 60 Hz	50 ~ 60 Hz
Max. / Avg. Power (W/m ²)	700 W/m ² / 230 W/m ²	640 W/m ² / 210 W/m ²
Operating Temperature (C)	- 0 C ~ 40 C	-0C ~ 40C
Storage/Operating Humidity (RH)	10% ~ 90%RH	10% ~ 90%RH
IP Rating (IP)	IP30 / IP30	IP30 / IP30
Lifetime Typical Value (Hrs)	100,000 Hrs	100,000 Hrs
Installation Type	Fix / Front & Rear service	Fix / Front & Rear service

CR Series

Indoor stage rental LED products

Professional LED
Display



- > Support curved and flat installation
- > Magnetic module of fast front maintenance
- > No need tool to remove control box at cabinet back
- > Electromagnetic compatibility designed with low radiation to match EMC class A/TUV-CE/ETL/FCC certificate criterion



INDOOR SCREEN

ad innovent
● ● ● 39 / 78

SPECIFICATIONS

Parameters	C261R	C391R
Pixel Pitch (mm)	2.6mm (SMD 2121)	3.9 mm (SMD 2121)
Pixel Matrix per Panel (dots)	192 x 192 dot	128 x 128 dots
Pixel Density (dots/m ²)	147,456 dots/m ²	65,536 dots/m ²
Panel Dimension(W×H×D) / (mm)	500 x 500 x 82.5 mm (19.7"×19.7"×3.2")	500 x 500 x 82.5 mm (19.7"×19.7"×3.2")
Panel Material	Die-casting Aluminum	Die-casting Aluminum
Panel Weight (kg/panel)	8 kg/panel (17.6 lb/panel) Radians Version: 9 kg/panel (19.8 lb/panel)	8 kg/panel (17.6 lb/panel) Radians Version: 9 kg/panel (19.8 lb/panel)
Color Depth (Bit)	14 bit	14 bit
Refresh Rate (Hz)	≥1920 Hz	≥1920 Hz
Driver Method / scan	Scan 1/32	Scan 1/16
Brightness (nits)	≥1000 nits	≥1000 nits
Viewing Angle (H° / V°)	H160° / V160°	H160° / V160°
AC Power Input (V)	AC110V ~ 220V ±10%	AC110V ~ 220V ±10%
AC Power Frequency (Hz)	50 ~ 60 Hz	50 ~ 60 Hz
Max. / Avg. Power (W/m ²)	460 W/m ² / 160 W/m ²	460 W/m ² / 160 W/m ²
Operating Temperature (°C)	-10°C ~ 40°C	-10°C ~ 40°C
Curves supported (conventional)	Curves (-10° ~ +10°)	Curves (-10° ~ +10°)
IP Rating (IP)	IP40 / IP30	IP40 / IP30
Lifetime Typical Value (Hrs)	100,000 Hrs	100,000 Hrs
Max. Hanging	20 titles	20 titles
Installation Type	Curved / Hanging / Fix / Front & Rear service	Curved / Hanging / Fix / Front & Rear service

R Series

Indoor multifunctional rental
LED products

Professional LED
Display



- > Modular design, separation of controllers, modules and cabinet frames
- > Magnetic module, front&rear maintenance design
- > Optional design of wireless connectors or external cables
- > Intelligent LCD design to show temperature/voltage etc.
- > Electromagnetic compatibility designed with low radiation to match EMC class A/TUV-CE/ETL/FCC certificate criterion



INDOOR SCREEN


SPECIFICATIONS

Parameters	R291	R391
Pixel Pitch (mm)	2.9 mm (SMD 2121)	3.9 mm (SMD 2121)
Pixel Matrix per Panel (dots)	168 x 168 dots	128 x 128 dots
Pixel Density (dots/m ²)	112,896 dots/m ²	65,536 dots/m ²
Panel Dimension(W×H×D) / (mm)	500 x 500 x 82 mm (19.7"×19.7"×3.2")	500 x 500 x 82 mm (19.7"×19.7"×3.2")
Panel Material	Die-casting Aluminum	Die-casting Aluminum
Panel Weight (kg/panel)	8.4 kg/panel (18.5 lb/panel)	8.2 kg/panel (18.1 lb/panel)
Color Depth (Bit)	14 bit	14 bit
Refresh Rate (Hz)	≥1920 Hz	≥1920 Hz
Driver Method / scan	Scan 1/21	Scan 1/16
Brightness (nits)	≥1000 nits	≥1000 nits
Viewing Angle (H°/V°)	H160° / V160°	H160° / V160°
AC Power Input (V)	AC110V ~ 220V ±10%	AC110V ~ 220V ±10%
AC Power Frequency (Hz)	50 ~ 60 Hz	50 ~ 60 Hz
Max. / Avg. Power (W/m ²)	600 W/m ² / 180 W/m ²	520 W/m ² / 155 W/m ²
Operating Temperature (C)	-10 C ~ 40 C	-10 C ~ 40 C
Curves supported (conventional)	Curves (-10° ~ +10°)	Curves (-10° ~ +10°)
IP Rating (IP)	IP40 / IP30	IP40 / IP30
Lifetime Typical Value (Hrs)	100,000 Hrs	100,000 Hrs
Max. Hanging	20 titles	20 titles
Installation Type	Curved / Hanging / Fix / Front & Rear service	Curved / Hanging / Fix / Front & Rear service

TR Series

Indoor high-density fixed LED products

Professional LED
Display



- > Magnetic module with quick front&rear service
- > Installed and maintained from front side
- > Standardized and serialized design which saves storage costs and reduces service costs
- > Serialized compatible: 2.5mm, 3mm and 4mm pitch
- > No need tool to remove control box: at cabinet back

INDOOR SCREEN


ad innovent
43 / 78

SPECIFICATIONS

Parameters	T251R	T301R	T401R
Pixel Pitch (mm)	2.5 mm (SMD 2020)	3.0 mm (SMD 2020)	4.0 mm (SMD 2020)
Pixel Matrix per Panel (dots)	192 x 192 dots	160 x 160 dots	120 x 120 dots
Pixel Density (dots/m ²)	160,000 dots/m ²	111,111 dots/m ²	62,500 dots/m ²
Panel Dimension(W×H×D) / (mm)	480 x 480 x 67 mm (18.9"×18.9"×2.6")	480 x 480 x 67 mm (18.9"×18.9"×2.6")	480 x 480 x 67 mm (18.9"×18.9"×2.6")
Panel Material	Die-casting Aluminum	Die-casting Aluminum	Die-casting Aluminum
Panel Weight (kg/panel)	5.8 kg/panel (12.8 lb/panel)	5.8 kg/panel (12.8 lb/panel)	5.8 kg/panel (12.8 lb/panel)
Color Depth (Bit)	14 bit	14 bit	14 bit
Refresh Rate (Hz)	≥1920 Hz	≥1920 Hz	≥1920 Hz
Driver Method / scan	Scan 1/32	Scan 1/20	Scan 1/20
Brightness (nits)	900 nits	1100 nits	800 nits
Viewing Angle (H°/V°)	H160° / V160°	H160° / V160°	H140° / V140°
AC Power Input (V)	AC110V~ 220V ±10%	AC110V~ 220V ±10%	AC110V~ 220V ±10%
AC Power Frequency (Hz)	50 ~ 60 Hz	50 ~ 60 Hz	50 ~ 60 Hz
Max. / Avg. Power (W/m ²)	490 W/m ² / 170 W/m ²	650 W/m ² / 230 W/m ²	430 W/m ² / 130 W/m ²
Operating Temperature (C)	- 0 C ~ 40 C	- 0 C ~ 40 C	- 0 C ~ 40 C
Storage/Operating Humidity (RH)	10% ~ 90%RH	10% ~ 90%RH	10% ~ 90%RH
IP Rating (IP)	IP40 / IP30	IP40 / IP30	IP40 / IP30
Lifetime Typical Value (Hrs)	100,000 Hrs	100,000 Hrs	100,000 Hrs
Installation Type	Fix / Front & Rear service	Fix / Front & Rear service	Fix / Front & Rear service

CS Series

Indoor and outdoor stage rental LED products Professional LED Display



- > Magnetic module, front&rear maintenance design
- > Modules is replaceable between left-right-up-down positions
- > No need tool to remove control box at cabinet back
- > Floor landing protection design
- > Electromagnetic compatibility designed with low radiation to match EMC class A/TUV-CE/ETL/FCC certificate criterion



INDOOR SCREEN

SPECIFICATIONS

Parameters	C391S	C480SE
Pixel Pitch (mm)	3.91 mm (SMD 2020)	4.81 mm (SMD 2727)
Pixel Matrix per Panel (dots)	128 x 256 dots	104 x 208 dots
Pixel Density (dots/m ²)	65,536 dots/m ²	43,264 dots/m ²
Panel Dimension(W×H×D) / (mm)	500 x 1000 x 70 mm (19.7"×39.4"×2.8")	500 x 1000 x 75 mm (19.7"×39.4"×3.0")
Panel Material	Die-casting Aluminum	Die-casting Aluminum
Panel Weight (kg/panel)	13.5 kg/panel (29.8 lb/panel)	15.5 kg/panel (34.2 lb/panel)
Color Depth (Bit)	14 bit	14 bit
Refresh Rate (Hz)	≥1920 Hz	≥1920 Hz
Driver Method / scan	Scan 1/16	Scan 1/13
Brightness (nits)	1200 nits	5500 nits
Viewing Angle (H° / V°)	H140 ° / V120 °	H140 ° / V120 °
AC Power Input (V)	AC110V ~ 220V ±10%	AC110V ~ 220V ±10%
AC Power Frequency (Hz)	50 ~ 60 Hz	50 ~ 60 Hz
Max. / Avg. Power (W/m ²)	520 W/m ² / 200 W/m ²	700 W/m ² / 300 W/m ²
Operating Temperature (C)	-10 C ~ 40 C	-20 C ~ 50 C
Storage/Operating Humidity (RH)	10% ~ 90%RH	10% ~ 90%RH
IP Rating (IP)	IP40 / IP40	IP65 / IP54
Lifetime Typical Value (Hrs)	100,000 Hrs	100,000 Hrs
Max. Hanging	10 titles	10 titles
Installation Type	Hanging / Fix / Front & Rear service	Hanging / Fix / Front service

S Series

Indoors creative LED products

Professional LED Display



- > 360° full curved installation
- > Fast installation with magnetic screws
- > Magnetic fixing method for a variety of artistic style
- > Flexible module design, suitable for all kinds of curve modeling



FLEXIBLE INDOOR SCREEN

SPECIFICATIONS

Parameters	S401	S601
Pixel Pitch (mm)	4.0 mm (SMD 2020)	6.0 mm (SMD 3528)
Pixel Matrix per Panel (dots)	72 x 30 dots	48 x 20 dots
Pixel Density (dots/m ²)	62,500 dots/m ²	27,777 dots/m ²
Panel Dimension(W×H×D) / (mm)	288 x 120 x 15.4 mm (11.3"×4.7"×0.6")	288 x 120 x 13 mm (11.3"×4.7"×0.5")
Panel Material	/	/
Module Weight (kg/module)	0.27 kg/module (0.6 lb/panel)	0.35 kg/module (0.8 lb/panel)
Color Depth (Bit)	14 bit	14 bit
Refresh Rate (Hz)	720 Hz	960 Hz
Driver Method / scan	Scan 1/15	Scan 1/10
Brightness (nits)	1000 nits	1000 nits
Viewing Angle (H°/ V°)	H140° / V140°	H140° / V140°
AC Power Input (V)	AC110V ~ 220V ±10%	AC110V ~ 220V ±10%
AC Power Frequency (Hz)	50 ~ 60 Hz	50 ~ 60 Hz
Max. / Avg. Power (W/m ²)	660 W/m ² / 260 W/m ²	500 W/m ² / 175 W/m ²
Operating Temperature (°C)	-20°C ~ 50°C	-20°C ~ 50°C
Storage/Operating Humidity (RH)	10% ~ 90%RH	10% ~ 90%RH
IP Rating (IP)	IP40	IP40
Lifetime Typical Value (Hrs)	100,000 Hrs	100,000 Hrs
Installation Type	Curved / Fix / Front & Rear service	Curved / Fix / Front & Rear service


T Series

Outdoor standard LED products

Professional LED
Display



- > Super-light and super-thin in die casting magnesium material
- > Standardized cabinet: 960x960, standardized module: 320x160
- > Standardization and serialization design, which saves storage costs and post-service costs
- > Patented module design with dual power & data backup
- > High degree of protection, front IP65, rear IP54



OUTDOOR SCREEN

SPECIFICATIONS

Parameters	T400	T500	T660	T800	T1000
Pixel Pitch (mm)	4.0 mm (SMD 1921)	5.0 mm (SMD 2727)	6.67 mm (SMD 3535)	8.0 mm (SMD 3535)	10.0 mm (SMD 3535)
Pixel Matrix per Panel (dots)	240 x 240 dots	192 x 192 dots	144x 144 dots	120 x 120 dots	96 x 96 dots
Pixel Density (dots/m ²)	62,500 dots/m ²	40,000 dots/m ²	22,500 dots/m ²	15,625 dots/m ²	10,000 dots/m ²
Panel Dimension(W×H×D) / (mm)	960 x 960 x 132 mm (37.8"×37.8"×5.2")	960 x 960 x 132 mm (37.8"×37.8"×5.2")	960 x 960 x 132 mm (37.8"×37.8"×5.2")	960 x 960 x 132 mm (37.8"×37.8"×5.2")	960 x 960 x 132 mm (37.8"×37.8"×5.2")
Panel Material	Die-cast Magnesium	Die-cast Magnesium	Die-cast Magnesium	Die-cast Magnesium	Die-cast Magnesium
Panel Weight (kg/panel)	31.5 kg/panel (69.4 lb/panel)	31.5 kg/panel (69.4 lb/panel)	30 kg/panel (66.1 lb/panel)	30 kg/panel (66.1 lb/panel)	31 kg/panel (68.3 lb/panel)
Color Depth (Bit)	14 bit	14 bit	14 bit	14 bit	14 bit
Refresh Rate (Hz)	≥960 Hz	≥960 Hz	≥960 Hz	≥960 Hz	≥960 Hz
Driver Method / scan	Scan 1/10	Scan 1/8	Scan 1/6	Scan 1/5	Scan 1/2
Brightness (nits)	5500 nits	6000 nits	6000 nits	6000 nits	6500 nits
Viewing Angle (H°/ V°)	140 ° / 100 °	160 ° / 100 °	140 ° / 100 °	140 ° / 100 °	140 ° / 100 °
AC Power Input (V)	AC110V~ 220V ±10%	AC110V~ 220V ±10%	AC110V~ 220V ±10%	AC110V~ 220V ±10%	AC110V~ 220V ±10%
AC Power Frequency (Hz)	50 ~ 60 Hz	50 ~ 60 Hz	50 ~ 60 Hz	50 ~ 60 Hz	50 ~ 60 Hz
Max. Power (W/m ²)	1100 W/m ²	1140 W/m ²	760 W/m ²	850 W/m ²	1000 W/m ²
Avg. Power (W/m ²)	380 W/m ²	450 W/m ²	310 W/m ²	380 W/m ²	400 W/m ²
Operating Temperature (C)	-20 C ~ 40 C	-20 C ~ 40 C	-20 C ~ 40 C	-20 C ~ 40 C	-20 C ~ 40 C
Storage/Operating Humidity (RH)	10% ~ 90%RH	10% ~ 90%RH	10% ~ 90%RH	10% ~ 90%RH	10% ~ 90%RH
IP Rating (IP)	IP65 / IP54	IP65 / IP54	IP65 / IP54	IP65 / IP54	IP65 / IP54
Lifetime Typical Value (Hrs)	100,000 Hrs	100,000 Hrs	100,000 Hrs	100,000 Hrs	100,000 Hrs
Installation Type	Fix / Rear service	Fix / Rear service	Fix / Rear service	Fix / Rear service	Fix / Rear service

E Series

Outdoor waterproof fixed LED products

Professional LED
Display



- > Patented design of U-shaped mask, water and dust proof, wind/sand resistant
- > Totally front & rear service for module and control box
- > The product is completely waterproof, no further waterproof treatment is needed after installation
- > Design of integrated connector and power & signal cables
- > IP65 fully waterproof on front & rear of module



OUTDOOR SCREEN

SPECIFICATIONS

Parameters	E1000D
Pixel Pitch (mm)	10 mm (DIP 346)
Pixel Matrix per Panel (dots)	128 x 96 dots
Pixel Density (dots/m ²)	10,000 dots/m ²
Panel Dimension(W×H×D) / (mm)	1280 x 960 x 150 mm (50.4"×37.8"×5.9")
Panel Material	Aluminum
Panel Weight (kg/panel)	40 kg/panel (88.18 lb/panel)
Color Depth (Bit)	14 bit
Refresh Rate (Hz)	≥1920 Hz
Driver Method / scan	Scan 1/4
Brightness (nits)	7500 nits
Viewing Angle (H°/ V°)	120 ° / 60 °
AC Power Input (V)	AC110V~ 220V ±10%
AC Power Frequency (Hz)	50 ~ 60 Hz
Max. / Avg. Power (W/m ²)	700 W/m ² / 200 W/m ²
Operating Temperature (C)	-20 C ~ 60 C
Storage/Operating Humidity (RH)	10% ~ 90%RH
IP Rating (IP)	IP65 / IP65
Lifetime Typical Value (Hrs)	100,000 Hrs
Installation Type	Fix / Front & Rear service

X- board

Movable and intelligent large-size (156")
LED products

Commercial LED
Display



- > Ultra-light and ultra-thin (35mm thickness)
- > Standardized 156" movable screen with super large dimension and seamless splicing
- > APP control and supporting multiple interface of signal inputs



BIG SINGLE SCREEN

SPECIFICATIONS

Parameters	X-board	
Pixel Pitch (mm)	2.571 mm (SMD 2020)	1.8 mm (SMD 1515)
Module Resolution (dots)	112 x 84 dots	160 x 120 dots
Module Size (mm)	288 x 216 mm (11.3"×8.5")	288 x 216 mm (11.3"×8.5")
Pixel Density (dots/m ²)	151,238 dots/m ²	308,642 dots/m ²
Panel Dimension(W×H×D mm) / (Without base)	3456 x 1944 x 35 mm (156")	3456 x 1944 x 35 mm (156")
Panel Material	Aluminum / 7 Colors Optional	Aluminum / 7 Colors Optional
Panel Weight (kg/panel)	155 kg/panel (341.7 lb/panel)	155 kg/panel (341.7 lb/panel)
Color Depth (Bit)	14 bit	14 bit
Refresh Rate (Hz)	≥3600 Hz	≥3600 Hz
Driver Method / scan	Scan 1/28	Scan 1/30
Brightness (nits)	600~1000, adjustable (6 grades by hand)	600~1000, adjustable (6 grades by hand)
Viewing Angle (H°/ V°)	160 ° / 160 °	160 ° / 160 °
Display Resolution (W×H) / (pixel)	1344 x 756 pixel	1920 x 1080 pixel
Connection Type	USB / HDMI / WIFI / Internet	USB / HDMI / WIFI / Internet
Supported Video Files	MP4, AVI,WMV and more	MP4, AVI,WMV and more
AC Power Input (V)	AC110V~ 220V ±10%	AC110V~ 220V ±10%
AC Power Frequency (Hz)	50 ~ 60 Hz	50 ~ 60 Hz
Max. / Avg. Power (W/m ²)	660 W/m ² / 200 W/m ²	660 W/m ² / 200 W/m ²
Operating Temperature (°C)	-10°C ~ 50°C	-10°C ~ 50°C

X-poster

Stylish vanguard LED products (80")

Commercial LED
Display



- > The thinnest LED commercial display (35mm thickness) in the world
- > APP control and supporting applications in various occasions
- > Portable screen, supporting multiple interfaces of signal inputs
- > Magnetic module and front maintenance design



MOVABLE POSTER

SPECIFICATIONS

Parameters	X-poster	
Pixel Pitch (mm)	1.8 mm (SMD 1515)	2.571 mm (SMD 2020)
Module Resolution (dots)	160 x 120 dots	112 x 84 dots
Module Size (mm)	288 x 216 mm (11.3"×8.5")	288 x 216 mm (11.3"×8.5")
Pixel Density (dots/m ²)	308,642 dots/m ²	151,238 dots/m ²
Panel Dimension(W×H×D) / (mm)	576 x 1944 x 35 mm (22.7"×76.5"×1.4")	576 x 1944 x 35 mm (22.7"×76.5"×1.4")
Panel Material	Aluminum / 7 Colors Optional	Aluminum / 7 Colors Optional
Panel Weight (kg/panel)	35 kg/panel (77.2 lb/panel)	35 kg/panel (77.2 lb/panel)
Color Depth (Bit)	14 bit	14 bit
Refresh Rate (Hz)	≥3600 Hz	≥3600 Hz
Driver Method / scan	Scan 1/30	Scan 1/28
Brightness (nits)	600~1000, adjustable (6 grades by hand)	600~1000, adjustable (6 grades by hand)
Viewing Angle (H°/ V°)	160 ° / 160 °	160 ° / 160 °
Display Resolution (W×H) / (pixel)	320 x 1080 pixel	224 x 756 pixel
Connection Type	USB / HDMI / WIFI / Internet	USB / HDMI / WIFI / Internet
Supported Video Files	MP4 and more	MP4 and more
AC Power Input (V)	AC110V~ 220V ±10%	AC110V~ 220V ±10%
AC Power Frequency (Hz)	50 ~ 60 Hz	50 ~ 60 Hz
Max. / Avg. Power (W/m ²)	660 W/m ² / 200 W/m ²	660 W/m ² / 200 W/m ²
Operating Temperature (C .)	-10 C ~ 50 C	-10 C ~ 50 C

Stand Alone Digital Signage

MWE821



Panel Size: 65" LCD
Display Area: 1428x803(mm) 16:9
Max Resolution: 1920x1080
Display Color: 16.7m
Pixel Pitch(mm): 0.744(H)x0.744(V)
Brightness: 500cd/m2
Contrast:5000:1
Visual Angle: 178° /178°
Response Time:8ms
Using Life: >50,000 hours



TURNABLE TOUCHABLE

SPECIFICATIONS

Panel size	65"LCD
Display area(mm)/mode	1428*803mm 16:9
Maximum resolution	1920*1080
Display color	16.7M
Pixel Pitch(mm)	0.744H)x0.744 (V)
Brightness (nits)	500cd/m2 450 / 700
Contrast	5000:1
Visual angle	178°/178°
Response time	8ms
Life(hrs)	>60,000(hrs)
Input and output	
Composite video input	1 (BNC X 3)
Y,Pb,Pr/Y,Cb,Cr input	1 (BNC X 3)
S-video	1 (BNC X 2)
HDMI	1

Wall Mount LCD Display

MWE801



Life(hrs): > 60,000(hrs)
Menu language: Chinese/English(multiple language option required)
Power supply: AC100~240V 50 /60 HZ
Maximum power consumption: 180W
Standby power consumption: <5W
Working temperature: 0°C~50°C
Storage temperature: -20°C~60°C
Display area(mm): 1860(H)×1046(W) 16:9
Maximum resolution: 3840X2160
Display color: 16.7M
Pixel Pitch(mm): 0.4845(H)×0.4845(V)
Brightness (nits): 500cd/m2
Contrast: 1000:1
Visual angle:178°/178°
Response time: 5ms



FURNITURE INTEGRATION

ad innovent
● ● ●
59 / 78

SPECIFICATIONS

Display area(mm)/mode	1860(H) x 1046(W) 16:9
Maximum resolution	3840X2160
Display color	16.7M
Pixel Pitch(mm)	0.4845(H) x 0.4845(V)
Brightness (nits)	500cd/m2
Contrast	1000:1
Visual angle	178°/178°
Response time	5ms
Life(hrs)	>60,000(hrs)
Input and output	
Composite video input	1
Y,Pb,Pr/Y,Cb,Cr input	1
S-video	1
HDMI	1
Composite video loop output	1
L/R audio input	1 (RCA * 2)
L/R audio output	1 (RCA * 2)
Speaker	25 W(9 Ω)
Video	
Color system	PAL/NTSC/SECAM
Remote controller	Special
Ads input interfaces	
USB	1 (USB2.0 interface)
SD	1 (Compatible MMC/MS)
CF	1
OSD display(screen menu display)	
Menu language	Chinese/English(multiple language option required)
Power	
Power supply	AC100~240V 50 /60 HZ
Maximum power consumption	180W
Standby power consumption	<5W
Temperature	
Working temperature	0°C ~50°C
Storage temperature	-20°C ~60°C

Touch Screen Table

MWE878



Invention Patent: ZL200910181699.5
Safety environment and health: CE (GR2107/010845CC),
FCC (STE120904208), RoHS (UST-ROHS-0969)

Panel Size: 22" LCD
Display Area: 473.76x296.1(mm) 16:9
Max Resolution: 1920x1080
Display Color: 16.7m
Pixel Pitch(mm): 0.485(H)x0.485(V)
Brightness: 500cd/m2
Contrast: 5000:1
Visual Angle: 178° /178°
Response Time: 8ms
Using Life: >60,000 hours
Speaker: 25W(8 Ω)
Color system: PAL/NTSC/SECAM



TOUCHSCREEN FURNITURE

ad innovent
● ● ●
61 / 78

SPECIFICATIONS

Panel size	42"IPS-LCD
Display area(mm)/mode	930(H) 460.8(W) X16:9
Maximum resolution	1920*1080
Display color	16.7M
Pixel Pitch(mm)	0.485(H) X 0.485(V)
Brightness (nits)	500cd/m2
Contrast	1000:1
Visual angle	178°/178°
Response time	5ms
Life(hrs)	>60,000(hrs)
Input and output	
Composite video input	1
Y,Pb,Pr/Y,Cb,Cr input	1
S-video	1
HDMI	1
Composite video loop output	1
L/R audio input	1 (RCA * 2)
L/R audio output	1 (RCA * 2)
Speaker	25 W(9 Ω)
Video	
Color system	PAL/NTSC/SECAM
Remote controller	Special
Ads input interfaces	
USB	1 (USB2.0 interface)
SD	1 (Compatible MMC/MS)
CF	1
OSD display(screen menu display)	
Menu language	Chinese/English(multiple language option required)
Power	
Power supply	AC100~240V 50 /60 HZ
Maximum power consumption	180W
Standby power consumption	<5W
Temperature	
Working temperature	0°C~50°C
Storage temperature	-20°C~60°C

Multimedia Kiosk

MWE832



Menu language: Chinese/English(multiple language option required)
Power supply: AC100~240V 50 /60 HZ
Maximum power consumption: ≤720W
Standby power consumption: ≤23W
Working temperature: 0°C~50°C
Storage temperature: -20°C~60°C



Panel size: 55"IPS-LCD
Display area(mm)/mode: 1210x682 mm 16:9
Maximum resolution: 1920x1080
Display color: 16.7M
Pixel Pitch(mm): 0.4845(H)×0.4845 (V)
Brightness (nits): 500cd/m2
Contrast: 5000:1
Visual angle: H178° V178°
Response time: 8ms
Life(hrs): >60,000(hrs)

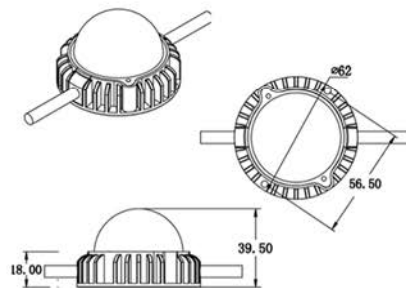
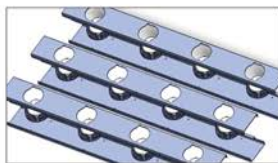


TOUCHSCREEN KIOSK

ad innovent
● ● ●
63 / 78

SPECIFICATIONS

Panel size	55"IPS-LCD
Display area(mm)/mode	1210*682 mm 16:9
Maximum resolution	1920*1080
Display color	16.7M
Pixel Pitch(mm)	0.4845H)0.4845 (V)
Brightness (nits)	500cd/m2
Contrast	5000:1
Visual angle	H178° V178°
Response time	8ms
Life(hrs)	>60,000(hrs)
Input and output	
Composite video input	1 (BNC X 3)
Y,Pb,Pr/Y,Cb,Cr input	1 (BNC X 3)
S-video	1 (BNC X 2)
HDMI	1
Composite video loop output	1
L/R audio input	1 (RCA * 2)
L/R audio output	1 (RCA * 2)
Speaker	25W(8 Ω)
Video	
Color system	PAL/NTSC/SECAM
Remote controller	Special
Ads input interfaces	
USB	1 (USB2.0 interface)
OSD display(screen menu display)	
Menu language	Chinese/English(multiple language option required)
Power	
Power supply	AC100~240V 50 /60 HZ
Maximum power consumption	≤720W
Standby power consumption	≤23W
Temperature	
Working temperature	0°C~50°C
	-20°C~60°C

LED Dot Pixel




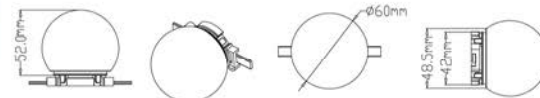
FACADE SOLUTIONS

ad innovent
65 / 78

PRODUCT SPECIFICATIONS

Model	C62-12/18
LED	12 or 18 SMD
Color Grey Scale	8 bit
Visual Angle	Vertical 120° Horizontal 120°
Pitch Range	100mm-5000mm
Housing Color	Black/Silver, Aluminum
Lens	Transparent Round Cover/Milky Round Cover/ No Cover
Unit Weight	150g/pc
Certificate	ETL , CE, Rohs
Ingress Protection	IP67
Operating Temperature	-35°C to +60°C
Storage Temperature	-40°C to +90°C
Lifespan	80,000+ hours (operation temperature<50°C)
Brand of Chip	Cree / Nichia / Epistar
Operating Voltage	24 V DC
Power Consumption	2.88W/4.5W
Control	TTL/DMX

LED Dot Pixel



FACADE SOLUTIONS

PRODUCT SPECIFICATIONS

Model	C6-6
LED	6 SMD
Color Grey Scale	8 bit
Beam Angle	Vertical 120°Horizontal 120°
Pitch Range	60mm-5000mm
Housing Color	Black/White/Grey, PC/Aluminum
Lens	Transparent Round Cover/Milky Round Cover/ No Cover
Unit Weight	35g/pc
Certificate	ETL , CE, Rohs
Ingress Protection	IP67
Operating Temperature	-35°C to +60°C
Storage Temperature	-40°C to +90°C
Lifespan	80,000+ hours (operation temperature<50°C)
Brand of Chip	Cree / Nichia / Epistar
Operating Voltage	24V DC
Power Consumption	1.44W
Control	TTL/DMX

LED Linear Lighting




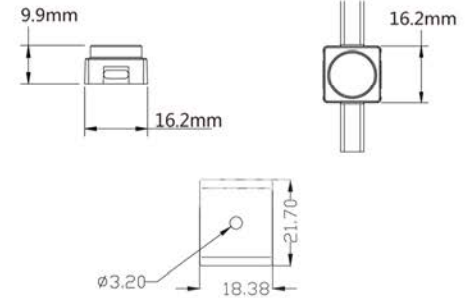
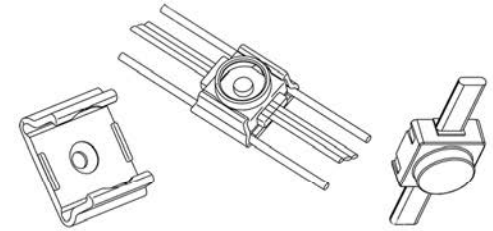
FACADE SOLUTIONS

ad innovent
69 / 78

PRODUCT SPECIFICATIONS

Model	DOA
LED	96 RGB SMD + 32 White SMD
Color Grey Scale	8 bit
Visual Angle	210°
LED Intensity	288 cd/meter + 640 lm
Housing Color	Black/Silver/Aluminum
Lens	Frosted Cover
Unit Weight	0.78 kg/1 m
Certificate	ETL , CE, Rohs
Ingress Protection	IP67
Operating Temperature	-35°C to +60°C
Storage Temperature	-40°C to +90°C
Lifespan	80,000+ hours (operation temperature<50°C)
Brand of Chip	Cree / Nichia / Epistar
Operating Voltage	24V
Power Consumption	30 W
Control	DMX

LED Mesh Screen





FLEXIBLE SOLUTIONS

PRODUCT SPECIFICATIONS

Model	C1 Mesh
LED	1SMD per pixel
Color Grey Scale	8 bit
Beam Angle	Vertical 120°Horizontal 120°
Pitch Range	S1Mesh: P40/50/60/80/100(mm), S16 Pixel: 40-5000(mm)Pitch
Housing Color	Transparent/Black/White, PC
Lens	Transparent Ball Shape/Milky White Ball Shape/No Cover
Unit Weight	8g(1 node);400g(50 node strand)
Certificate	ETL , CE, Rohs
Ingress Protection	IP67
Operating Temperature	-35°C to +60°C
Storage Temperature	-40°C to +90°C
Lifespan	80,000+ hours (operation temperature<50°C)
Chip Brand	Cree / Nichia / Epistar
Operating Voltage	5VDC
Power Consumption	$P50 \leq 120W/m^2$ / 0.3W
Control	TTL

LED Strip Curtain





FACADE SOLUTIONS

ad innovent
73 / 78

PRODUCT SPECIFICATIONS

Model No(Mera Curtain-6)	P41.6x P41.6	P41.6x P50	P41.6x P62.5
Unit Size / Panel	500 x 1500 mm Per Panel		
Led Configuration	2R2G2B / pixel		
Transparency	70%	75%	83%
Resolution	576 pixel / m ²	480 pixel / m ²	384 pixel / m ²
Power Consumption Max	≤280W / m ²	≤220W / m ²	≤170 W / m ²
Brightness	≥7500 cd/m ²	≥ 6300 cd/m ²	≥ 5000 cd/m ²
Weight	11 kg / m ²	10 kg / m ²	9.5 kg / m ²
Pixel Pitch Horizontal	41.6 mm	41.6 mm	41.6 mm
Pixel Pitch Vertical	41.6 mm	50 mm	62.5 mm
Visual Angle	90° x 45°		
Processing Depth	16 bit levels grey scale		
Date Refresh Rate	≥800 Hz		
Power Input	110V AC to 220V AC		
Ingress Protection	IP 67		
Lifetime of the LED	40000 h		
Installation	Front, back Panel Support		
Relative Humidity	10% ~ 90%		
Operating Temperature	-40°C to +80°C		

Wall Washer & Spotlight



SPOTS

PRODUCT SPECIFICATIONS

Model	MONA-24/36
LED Source	24 or 36 SMD(RGB or Single Color)
Color Grey Scale	8 bit
Visual Angle	15°, 30°, 45°, 60°
LED Intensity	M24(648lm);M36(720lm)
Housing Color	Black/Silver, Aluminum
Lens	Transparent flat cover
Unit Weight	M24 2.1kgs/4.63lbs M36 2.2kgs/4.86lbs
Certificate	ETL , CE, Rohs
Ingress Protection	IP66
Operating Temperature	-35°C to +60°C
Storage Temperature	-40°C to +90°C
Lifespan	80,000+ hours (operation temperature<50°C)
Brand of Chip	Cree / Nichia / Epistar
Operating Voltage	24 VDC
Power Consumption	M24(24W) M36(36W)
Control	DMX



Contact us for...

a customized concept

for your business according your wishes and needs performed by our Architect and Engineers.

Together with our powerful suppliers we will find an ideal and cost efficient solution for your particular needs.

Please address to:

info@ad-innovent.com

ad innovent
77/78

Special thanks to our suppliers and business partners, who made this booklet possible with their pictures and material: Guttenberger&Partner, Yipled, CLT, Media Façade and Marvel.

adinnovent



Xaver Schuderer

**Mallerstetten 16
D-92345 Dietfurt
Germany**

Phone +49 171 4330341

**xaver.schuderer@ad-innovent.com
www.ad-innovent.com**

adinnovent



Limited Şirketi

**Can Yucel
Management Middle East**

**Maslak Mahallesi Meydan Sokak
Beybi Giz Plaza No: 1/55
Maslak/Sarıyer
Turkey**

Phone +90 533 957 38 03

**can.yucel@ad-innovent.com.tr
www.ad-innovent.com.tr**

adinnovent



Asia HK Ltd

**Kent Leung
Director**

**Unit 18, 5/F. East Ocean
98 Granville Road TST East
Kowloon Hongkong**

**HK Phone +852 633 41833
CN Phone +86 15219439433**

**kent@ad-innovent.com.hk
www.ad-innovent.com.hk**

adinnovent
78 / 78

PUBLISHING INFORMATION



adinnovent
● ● ●

